

New records of Scythrididae from Namibia, with descriptions of five new species (Lepidoptera: Scythrididae)

K. Nupponen, R. Haverinen & A. Pototski

Abstract

A list of 24 species embracing 1505 specimens of the family Scythrididae from Namibia is presented. The material was collected during November–December 2019 in the course of a Finnish–Estonian expedition to the Northern and Central Namibia. Five new species are described: *Haploscythris fannyae* Nupponen, sp. n., *Scythris eburnipalpella* Nupponen sp. n., *S. eneae* Nupponen, sp. n., *S. fimbriatella* Nupponen, sp. n., and *S. pretarsella* Nupponen, sp. n. *Scythris curvipilella* Bengtsson, 2002, *S. mesoplecta* Meyrick, 1921 and *S. sericiella* Bengtsson, 2014 are reported as new to Namibia. The known distribution range of each species is given.

KEY WORDS: Lepidoptera, Scythrididae, new species, new records, Afrotropical region, Namibia.

Nuevos registros de Scythrididae de Namibia, con descripción de cinco nuevas especies (Lepidoptera: Scythrididae)

Resumen

Se presenta una lista de 24 especies recogidas sobre 1.505 especímenes de la familia Scythrididae de Namibia. El material fue colectado durante noviembre-diciembre de 2019, en el curso de la expedición Finés-Estoniana al norte y centro de Namibia. Se describen cinco nuevas especies: *Haploscythris fannyae* Nupponen, sp. n., *Scythris eburnipalpella* Nupponen sp. n., *S. eneae* Nupponen, sp. n., *S. fimbriatella* Nupponen, sp. n. y *S. pretarsella* Nupponen, sp. n. Se citan por primera vez como nuevas para Namibia a *Scythris curvipilella* Bengtsson, 2002, *S. mesoplecta* Meyrick, 1921 y *S. sericiella* Bengtsson, 2014. Se da el rango de distribución de cada especie.

PALABRAS CLAVE: Lepidoptera, Scythrididae, nuevas especies, nuevos registros, región Afrotropical, Namibia.

Introduction

The Scythrididae fauna of the Afrotropical region was recently reviewed (BENGTSSON, 2014), on the basis of thorough examination of available materials preserved in various museum and private collections. The majority of existing materials, comprising almost 4000 specimens, originate from just a few countries, namely South Africa, Namibia, Kenya, Yemen, and Oman. Additional records of Scythrididae material from South Africa and Namibia were recently published (NUPPONEN, 2018). Altogether 81 species of Scythrididae are so far reported from Namibia.

The present article is based on new materials of Scythrididae collected during November–December 2019 in the course of a Finnish–Estonian expedition to Namibia. The aim of the trip was to investigate nocturnal Scythrididae by various types of light traps, which have turned out effective, but hitherto used only few times in the southern hemisphere.

Material and methods

The Finnish-Estonian expedition to Namibia was made during 22-XI-02-XII-2019. The investigated area covered the Northern and Central Namibia at ten collecting sites at altitudes of 760 m to 1645 m above sea level. The habitats of collecting sites were various bushy savannas (Figs. 1-2). Altogether 24 species embracing 1505 specimens of Scythrididae were recorded during the trip. The material was collected by light trapping at night. Three to five light traps were used every night, with various UV-tube and led-lamps, as well as 160 W incandescent lamps. Larger insects were removed from trapped material. The remaining portion, mainly microlepidoptera, was transported to Finland. Timo Nupponen sorted the material and transferred the Scythrididae to the corresponding author for determination. The material is deposited in the research collection of T. & K. Nupponen (Espoo, Finland). The types are available for loan via Finnish Museum of Natural History, University of Helsinki, Finland (FMNH), or directly from the corresponding author. The coordinates are presented in decimal degrees.

Abbreviations

NUPP research collection of Kari and Timo Nupponen, Espoo, Finland.

FMNH Finnish Museum of Natural History, University of Helsinki, Finland.

Descriptions of new species

Haploscythris fannya Nupponen, sp. n.

Type material. Holotype ♂: NAMIBIA, 24.61490° S 017.95583° E, 1106 m, Marienthal near Fish River, 1-XII-2019, R. Haverinen & A. Pototski leg. Genitalia slide: K. Nupponen prep. no. 2/25-VII-2020. In coll. NUPP (FMNH). Paratypes: Idem, 2 ♀♀. Genitalia slides: K. Nupponen prep. no. 1/25-VII-2020, 4/30-VII-2020. In coll. NUPP.

Diagnosis: *H. fannya* Nupponen, sp. n. is a pale mottled species, resembling especially *H. albifuscella* Bengtsson, 2014 and to some extent also *H. canispersa* (Meyrick, 1913), which, however is large. The male genitalia of *H. fannya* are similar to those of *H. vredendalensis* Bengtsson, 2014 and *H. swartbergensis* Nupponen, 2018, but differ readily from those in many details, such as a characteristic bifurcate phallus, very long, slender and curved valva appendixes, and shapes and locations of extensions in the valvae. In the female genitalia, a minutely spined mushroom-shaped sterigma is diagnostic.

Description (Fig. 3): Wingspan 13.5-14 mm. Head, collar, neck tuft, haustellum, scape, and thorax pale ivory mixed with fuscous. Flagellum dark fuscous, $0.75 \times$ length of forewing; in male ciliate, sensillae a little shorter than diameter of flagellum. Labial palp white, except ventral surface of segments II and III medially dark brown. Legs: dorsal surface beige, darker in fore legs; ventral surface white; tarsus subdistally at each leg with a more or less distinct blackish brown patch. Abdomen dorsally ivory (in male) or beige (in female) mixed with whitish grey, ventrally white. Forewing white, with scattered black and dark brown scales over the wing; dark scales form a distinct patch in fold at mid wing, small spot at cell end, and indistinct longitudinal stripes at costal and apical areas. Hindwing pale fuscous. Fringes pale ochreous in hindwing and dark fuscous in forewing.

Male genitalia (Fig. 4): Uncus large medioposteriorly incised plate, laterally subtriangular setose hoods, basally two backwards directed robust flaps with about ten stout thorns at tip. Gnathos basally hood-shaped, posteriorly edged by incomplete basal loop; gnathos arm at basal half straight and evenly thick, apical half tapered and bent, tip pointed. Phallus $0.6 \times$ length of valva, basally slightly widened; basal half straight, at middle bent at right angle; distal half bifurcate, one prong straight with pointed tip and a thorn subapically, the other prong bent with minute apical tooth dorsally. Juxta $0.25 \times$ length of valva. Valvae asymmetrical, rather complex with extensions: both valvae subbasally a robust and medially bent dorsal extension; both valvae have subapical extensions dorsally and ventrally: dorsal

extensions triangular, that of right valva smaller and closer to apex; ventral extension of left valva simple and rather small, that of right valva two times longer and bifurcate; on dorsal side of each valva long, setose and rather thin U-shaped appendix with short but stout extension at middle. Vinculum short and broad, arched. Sternum VIII trapezoid, medioposteriorly incurved, anteriorly shallowly concave; posterolaterally small flaps at each side. Tergum VIII large U-shaped plate, tips of shanks blunt; at base between shanks a membranous and posteriorly labiate flap, posterior half furnished with minute granules.

Female genitalia (Fig. 5): Sterigma mushroom-shaped, densely minutely spined, ostium located at its base. Antrum funnel shaped. Sternum VII trapezoid, cleft medially. Apophyses anteriores $0.6 \times$ length of apophyses posteriores.

Habitat: Bushy savanna (Fig. 2). The moth is nocturnal.

Distribution: Namibia (Central).

Etymology: The species is dedicated to the author's dog Fanny, a Jack Russel Terrier sharing the coloration with the moth.

Remarks: *H. fannyae* Nupponen, sp. n. is placed to the genus *Haploscythris* Viette, 1956 on the basis of its male genitalia, having conspicuous appendix on dorsal side of each valvae. Altogether 28 species are comprised in the genus (BENGTSSON, 2014; NUPPONEN, 2018).

Scythris eburnipalpella Nupponen, sp. n.

Type material. Holotype ♀: NAMIBIA, 19.46888° S 017.74885° E, 1544 m, Ghaub private N-reserve, 26-XI-2019, R. Haverinen & A. Pototski leg. Genitalia slide: K. Nupponen prep. no. 1/20-VI-2020.

Diagnosis: Externally *S. eburnipalpella* Nupponen, sp. n. is distinguished from other ochreous Scythrididae, like some forms of *S. pelinaula* Meyrick, 1916, by its characteristic ivory labial palps being remarkably contrasting with ochreous head. In the female genitalia of *S. eburnipalpella*, a posteriorly asymmetric sternum VII and a sclerotized formation in sternum VI are unique.

Description (Fig. 6): Wingspan 15 mm. Head, collar, neck tuft, tegula and thorax ochreous, collar a little paler than head. Haustellum and labial palp ivory. Scape ochreous, pecten ivory and as long as diameter of scape. Flagellum $0.7 \times$ length of forewing, dark brown. Foreleg femur ochreous, tibia and tarsus fuscous. Midleg ochreous, tarsus slightly paler. Hindleg ochreous, ventrally mixed with ivory, tibia dorsally at middle with a dark fuscous patch. Abdomen beige, ventrally paler than dorsally and mixed with white. Forewing ochreous, pattern absent. Hindwing fuscous.

Male genitalia: Unknown.

Female genitalia (Fig. 7): Sterigma cylindrical, stout and heavily sclerotized; anteriorly attached to asymmetrical structure (homology unclear). Ductus bursae a membranous tube. A pair of semi-circular setose lobes laterad sterigma (lamella postvaginalis?). Sternum VII trapezoid posteriorly attached with roundish but strongly asymmetrical sclerotization. Sternum VI rectangular, with large and laterally elongated subtrapezoidal plate with heavily sclerotized edge. Apophyses anteriores half as long as apophyses posteriores, bent basally inwards and distally outwards.

Habitat: Bushy savanna (Fig. 1). The moth is nocturnal.

Distribution: Namibia (North).

Etymology: Latin *eburneos* = ivory. The species name alludes to ivory labial palps of the adult.

Remark: *S. eburnipalpella* Nupponen, sp. n. cannot be assigned to any present species group, until further material including males is available.

Scythris eneae Nupponen, sp. n.

Type material. Holotype ♂: NAMIBIA, 19.46888° S 017.74885° E, 1544 m, Ghaub private N-reserve, 26-XI-2019, R. Haverinen & A. Pototski leg. Genitalia slide: K. Nupponen prep. no. 1/18-VI-2020. In coll. NUPP (FMNH). Paratypes: Idem, 3 ♂♂, 3 ♀♀. Genitalia slide: K. Nupponen prep. no. 2/2-VII-2020 ♀; one male genitalia preparation preserved in glycerol. In coll. NUPP.

Diagnosis: Externally *S. eneae* Nupponen, sp. n. can be confused with several pale unicolorous Scythrididae, e.g. *S. ochrantha* Meyrick, 1909, *S. eburnella* Bengtsson, 2014 and *S. wankiensis* Bengtsson, 2014. Combination of ochreous forewings and dark fuscous hindwings may help to identify the moth, but examination of the genitalia is required for confident determination. The male genitalia of *S. eneae* resemble those of the *ochrantha* and *passerini* species groups, but readily separated from those by combination of characters. A bifurcate phallus separates *S. eneae* from all its other relatives except *S. fissurella* Bengtsson, 1997, *S. niemeneni* Nupponen, 2014 and *S. passerini* Bengtsson, 1997. *S. eneae* differs from those in many details, such as a narrow bifurcate uncus, a shorter posterior projection of sternum VIII, a sclerotized structure at base of the uncus, and shape of the valvae. The female genitalia are similar to those of *S. distactica* Meyrick, 1921, but differ by a longer and thoroughly sclerotized sterigma.

Description (Fig. 8): Wingspan 13.5–14 mm. Head, haustellum, neck tuft, collar, tegula, scape and thorax pale ochreous. Labial palp pale ochreous, inner surface a little paler. Flagellum $0.7 \times$ length of forewing, dark brown; in male ciliate, length of sensillae about $0.9 \times$ diameter of flagellum. Legs: foreleg fuscous; midleg and hindleg pale ochreous, ventrally paler. Abdomen pale ochreous, ventrally paler than dorsally. Forewing pale ochreous, unicoloured. Hindwing dark fuscous; fringes ochreous mixed with various tones of fuscous.

Male genitalia (Fig. 9): Uncus extended, bifurcate at distal third, basally a sclerotized and laterally setose labiate structure. Basal loop of gnathos laterally extended and anteriorly heavily sclerotized; distal arm thorn-shaped, half-length of uncus. Tegumen wide, hood-shaped; subposteriorly a pair of stout processes (socii?). Phallus $0.65 \times$ length of valva, bifurcate from middle, branches 0.3 and $0.45 \times$ length of phallus, longer one sigmoid, shorter one distally spatulate. Valvae slightly asymmetrical and bent; basal 0.8 evenly broad, apically extended, more so in left valva, tapered and spinose; ventrally semi-circular subapical flaps, that of right valva a little larger. Vinculum labiate, short. Sternum VIII a subtriangular plate, posteriorly somewhat extended, tip blunt, anterior margin concave; in middle a transverse reinforcement. Tergum VIII square, anteriorly with V-shaped indentation.

Female genitalia (Fig. 10): Sterigma long, straight and stout, rather heavily sclerotized; posteriorly tapered, basally a little broadened. Segment IX densely with minute needle-formed sclerites. Sternum VII trapezoid, 1.2 times as broad as high, medioposteriorly a membranous labiate extension. Apophyses anteriores $0.85 \times$ length of apophyses posteriores.

Habitat: Bushy savanna (Fig. 1). The moth is nocturnal.

Distribution: Namibia (North).

Etymology: The species is named in the honour of recently deceased Estonian entomologist Ene Jürivete, a charter member and secretary of the Estonian Lepidopterological Society.

Remarks. *S. eneae* sp. n. belongs to the *ochrantha* species group (see BENGTTSSON, 2014), based on structure of the male and female genitalia. The group is rather heterogeneous, and on the other hand shares some characters with the *passerini* species group (BENGTTSSON, 1997; NUPPONEN, 2014; NUPPONEN & SALDAITIS, 2013). The two groups include nine described species.

Scythris fimbriatella Nupponen, sp. n.

Type material. Holotype ♂: NAMIBIA, 19.46888° S 017.74885° E, 1544 m, Ghaub private N-reserve, 26-XI-2019, R. Haverinen & A. Pototski leg. Genitalia slide: K. Nupponen prep. no. 1/16-VI-2020. In coll. NUPP (FMNH). Paratypes: Idem, 2 ♂♂, 1 ♀; NAMIBIA, 18.91591° S 017.36731° E, 1152 m, Oshivelo 40 km S, Rd. B1, private farm land, 1 ♀, 23-XI-2019, R. Haverinen & A. Pototski leg.; NAMIBIA, 20.50723° S 017.24747° E, 1516 m, Waterberg Plateau NWR, 1 ♂ 28-XI-2019, R. Haverinen & A. Pototski leg. Genitalia slide: K. Nupponen prep. no. 2/16-VI-2020, ♀. In coll. NUPP.

Diagnosis: Externally *S. fimbriatella* Nupponen, sp. n. may be separable from other Scythrididae by narrow ivory forewings with characteristically darker fringes, and a black dash in dorsal margin. The male genitalia of *S. fimbriatella* are readily separated from the other described Scythrididae by peculiar valvae and the uncus, as well as by shape of tergum VIII. In the female genitalia, a two-part sterigma is characteristic.

Description (Fig. 11): Wingspan 14-14.5 mm. Head, haustellum, collar, neck tuft, tegula, scape and thorax ivory mixed with white. Flagellum $0.75 \times$ length of forewing, fuscous; in male ciliate, sensillae $0.8 \times$ diameter of flagellum. Labial palps cream white, outer surface of segments I and II mixed with ivory. Legs ivory mixed with white, except tibia and tarsus of forelegs dorsally fuscous. Abdomen dorsally fuscous, ventrally white mixed with ivory. Forewing narrow, ivory with black dash in dorsal margin at 0.35 and small black spot at cell end, costal area mixed with fuscous, more so at basal 0.2, fringes fuscous, darker than forewing. Hindwing pale fuscous; fringes ivory mixed with fuscous, darker than hindwing.

Male genitalia (Fig. 12): Uncus a large longish plate, posteriorly bifurcate, in situ caudad. Gnathos stout and bent ventrad, shorter than uncus. Tegumen wide, posterolaterally extended on each side. Phallus longer than valva, thin, bent dorsal, base widen. Valvae rather short, twisted and basally fused, basal half chute-shaped; distal half subquadrangular with three horn-like extensions, largest directed caudad and two other ones dorsal. Sternum VIII subrectangular, laterally swollen; anterolaterally at each side short but stout extension; subbasally a transverse sclerotized belt; posterolateral corners setose; medioposteriorly triangular extension with blunt tip. Tergum VIII subpentagonal, about twice wider than high, posteriorly slightly extended, mediolaterally on each side hood-like flaps.

Female genitalia (Fig. 13): Sterigma consists two parts: basally conical, distally attached to widely U-shaped sclerotization. Sternum VII trapezoid, twice as broad as high, posterior margin medially slightly concave. Apophyses anteriores $0.6 \times$ length of apophyses posteriores.

Habitat: Bushy savanna. The moth is nocturnal.

Distribution: Namibia (North).

Etymology: Latin *fimbriatus* = fringed. The species name alludes to dark fuscous cilia on the forewing, which contrast strongly with the ivory wing.

Remarks: The characters in the male genitalia of *S. fimbriatella* Nupponen, sp. n., especially combination of the valvae and the uncus do not fit in with those of any present species group. The DNA barcodes may help to solve exact systematic position of *S. fimbriatella*, but so far it is considered as an isolated species.

Scythis pretarsella Nupponen, sp. n.

Type material. Holotype ♂: NAMIBIA, 23.34687° S 017.07828° E, 1409 m, Rehoboth, 2-XII-2019, R. Haverinen & A. Pototski leg. Genitalia slide: K. Nupponen prep. no. 2/29-VII-2020. In coll. NUPP (FMNH). Paratypes: NAMIBIA, 21.53251° S 015.76281° E, 1351 m, Erongo Mts., Erongo Plateau Camp, 2 ♀♀, 22-XI-2019, R. Haverinen & A. Pototski leg. Genitalia slides: K. Nupponen prep. no. 2/13-VII-2020, 1/30-VII-2020. In coll. NUPP.

Diagnosis: Externally *S. pretarsella* Nupponen, sp. n. is similar to many unicoloured pale species, e.g. *S. stagnosa* Meyrick, 1913, but may be separated from those by contrasted pretarsi of the legs. Dissection of genitalia is required for confident determination. The male genitalia fit in with those in the *abyanensis* species group but are readily separated from other known species of the group by a short and very thick phallus and shape of segment VIII. In the female genitalia, the arched structure in sternum VIII is diagnostic.

Description (Fig. 14): Wingspan 13-13.5 mm. Tegula, scape and thorax ivory mixed with white. Head, collar, neck tuft, labial palps, and haustellum creamy white, a little paler than thorax. Flagellum $0.75 \times$ length of forewing, ivory; in male ciliate, sensillae $0.8 \times$ diameter of flagellum. Legs ivory mixed with white, except tibia and tarsus of forelegs dorsally pale fuscous; pretarsus of all legs black, conspicuously darker than tarsomeres. Abdomen dorsally fuscous, ventrally ivory mixed with white. Forewing ivory, narrow without distinct pattern, in midwing indistinct pale ochreous patches. Hindwing pale fuscous.

Male genitalia (Fig. 15): Uncus stout, short and posteriorly bristled plate, medioposteriorly somewhat incised. Gnathos base narrow belt, distal arm thin and ventrad bent, longer than uncus, tip pointed. Tegumen wide, open hood. Phallus short and very thick, distally extended, tip slightly bent and

pointed. Valvae reduced, parallel sclerotized and sparsely setose flaps. Sternum VIII pentagonal, anterolaterally at each side short but stout extension; subbasally an arched transverse sclerotized belt; posterolaterally on each side a digitate extension. Tergum VIII triangular, anterolaterally on each side horn-like extension, anterior margin concave; tip drawn far out, subapically a more or less transparent flap.

Female genitalia (Fig. 16): Sterigma subrectangular plate, posteriorly minutely spined, anterior margin sclerotized and medially slightly concave. Antrum funnel shaped. Posterior margin of sternum VIII concave and sclerotized. Sternum VIII with large arched structure, shanks reaching anterior margin of sternum VII. Sternum VII rectangular. Apophyses anteriores $0.6 \times$ length of apophyses posteriores.

Habitat: Bushy savanna. The moth is nocturnal.

Distribution: Namibia (Central).

Etiymology: The species name alludes to conspicuously contrasted black pretarsi of the legs.

Remarks: *S. pretarsella* sp. n. is tentatively placed in the *abyanensis* species-group, established by BENGTTSSON (2014). The group includes fourteen species (BENGTTSSON, 2014; NUPPONEN, 2018).

Annotated Scythrididae records from Namibia

The species are listed alphabetically in generic and specific order. The known distribution of each species is given.

Apostibes deckerti Bengtsson, 2014

Apostibes deckerti Bengtsson, 2014. *Esperiana Mem.*, 7: 34, figs 1i, 1m-a, b, c, 1f

Namibia, 19.468880 S 017.74885° E, 1544 m, Ghaub private N-reserve, 1 ♀, 26-XI-2019, R. Haverinen & A. Pototski leg.; Genitalia slide: 1/21-IX-2020 KN.

Distribution: Kenya, Namibia, Yemen.

Haploscythris chloraema (Meyrick, 1887)

Batalis chloraema Meyrick, 1887. *Trans. Ent. Soc. Lond.*, 1887: 279

Namibia, 24.61490° S 017.95583° E, 1106 m, Mariental near Fish river, 1 ♀, 1-XII-2019, R. Haverinen & A. Pototski leg. Genitalia slide: 1/13-VII-2020 KN.

Distribution: Botswana, Namibia South Africa.

Haploscythris eberti Bengtsson, 2014

Haploscythris eberti Bengtsson, 2014. *Esperiana Mem.*, 7: 63, figs. 43i, 43m-a, b, 43f

Namibia, 24.61490° S 017.95583° E, 1106 m, Mariental near Fish river, 3 ♂♂, 6 ♀♀, 1-XII-2019, R. Haverinen & A. Pototski leg.

Distribution: Namibia, South Africa (Northern & Western Cape).

Haploscythris valvaecrinitus Bengtsson, 2014

Haploscythris valvaecrinitus Bengtsson, 2014. *Esperiana Mem.*, 7: 72, figs. 55i, 55m-a, b, 55f

Namibia, 24.61490° S 017.95583° E, 1106 m, Mariental near Fish river, 13 ♂♂, 10 ♀♀, 1-XII-2019, R. Haverinen & A. Pototski leg.; Namibia, 23.34687° S 017.07828° E, 1409 m, Rehoboth, 1 ♂, 2-XII-2019, R. Haverinen & A. Pototski leg.

Distribution: Namibia, South Africa, Zimbabwe.

Haploscythris vulturoides Bengtsson, 2014

Haploscythris vulturoides Bengtsson, 2014. *Esperiana Mem.*, 7: 75, figs. 58i, 58m-a, b, 58f

Namibia, 24.61490° S 017.95583° E, 1106 m, Mariental near Fish river, 14 ♂♂, 9 ♀♀, 1-XII-2019, R. Haverinen & A. Pototski leg. Genitalia slide: 2/30-VII-2020 KN ♀.

Distribution: Namibia, South Africa.

Scythris anaecapitella Bengtsson, 2014

Scythris anaecapitella Bengtsson, 2014. *Esperiana Mem.*, **7**: 123, figs. 126i, 126m-a, b, 126f

Namibia, 24.61490° S 017.95583° E, 1106 m, Mariental near Fish river, 1 ♂, 1-XII-2019, R. Haverinen & A. Pototski leg.; Namibia, 23.34687° S 017.07828° E, 1409 m, Rehoboth, 1 ♂, 2-XII-2019, R. Haverinen & A. Pototski leg. Genitalia slide: 1/29-VII-2020 KN.

Distribution: Namibia, South Africa.

Scythris bernardi Bengtsson, 2014

Scythris bernardi Bengtsson, 2014. *Esperiana Mem.*, **7**: 133, figs. 139i, 139m-a, b, 139f

Namibia, 23.32260° S 017.01457° E, 1460 m, Lake Oanob resort, 1 ♀, 30-XI-2019, R. Haverinen & A. Pototski leg. Genitalia slide: 3/30-VII-2020 KN; Namibia, 24.61490° S 017.95583° E, 1106 m, Mariental near Fish river, 2 ♀♀, 1-XII-2019, R. Haverinen & A. Pototski leg.

Distribution: Namibia.

Scythris calciflua Meyrick, 1921

Scythris calciflua Meyrick, 1921. *Ann. Transv. Mus.*, **8**: 115

Namibia, 18.91591° S 017.36731° E, 1152 m, Oshivelo 40 km S, Rd. B1, private farm land, 1 ♂, 1 ♀, 23-XI-2019, R. Haverinen & A. Pototski leg.; Namibia, 17.35460° S 013.88166° E, 760 m, Kunene River 12 ♂♂, 24-XI-2019, R. Haverinen & A. Pototski leg.; Namibia, 19.46888° S 017.74885° E, 1544 m, Ghaub private N-reserve, 1327 exx., 26-XI-2019, R. Haverinen & A. Pototski leg.; Namibia, 20.50723° S 017.24747° E, 1516 m, Waterberg Plateau NWR, 5 ♂♂, 1 ♀, 28-XII-2019, R. Haverinen & A. Pototski leg.; Namibia, 23.32260° S 017.01457° E, 1460 m, Lake Oanob resort, 1 ♀, 30-XI-2019, R. Haverinen & A. Pototski leg.

Distribution: Mozambique, Namibia, South Africa, Zimbabwe.

Remark: The species was unusually abundant in a bushy dry savanna (Fig. 1), and over 1300 exx. came to light during a single night.

Scythris camelella Walsingham, 1907

Scythris camelella Walsingham, 1907. *Entomologist's mon. Mag.*, **43**: 9

Namibia, 23.32260° S 017.01457° E, 1460 m, Lake Oanob resort, 1 ♂, 1 ♀, 30-XI-2019, R. Haverinen & A. Pototski leg.

Distribution: Palaearctic Region: Afghanistan, Algeria, Egypt, Iran, Jordan, Pakistan, Spain, Syria, Tunisia; Afrotropical Region: Kenya, Namibia, South Africa, Sudan, Yemen.

Scythris clemens Meyrick, 1921

Scythris clemens Meyrick, 1921. *Ann. Transv. Mus.*, **8**: 114

Namibia, 23.32260° S 017.01457° E, 1460 m, Lake Oanob resort, 1 ♀, 30-XI-2019, R. Haverinen & A. Pototski leg.; Namibia, 23.34687° S 017.07828° E, 1409 m, Rehoboth, 1 ♂, 2-XII-2019, R. Haverinen & A. Pototski leg.

Distribution: Mozambique, Namibia.

Scythris curvipilella Bengtsson, 2002

Scythris curvipilella Bengtsson, 2002. *Esperiana*, **9**: 75, figs 49-50, 91, 147

Namibia, 19.46888° S 017.74885° E, 1544 m, Ghaub private N-reserve, 2 ♂♂, 26-XI-2019, R. Haverinen & A. Pototski leg. Genitalia slide: 1/2-VII-2020 KN; Namibia, 23.34687° S 017.07828° E, 1409 m, Rehoboth, 1 ♀, 2-XII-2019, R. Haverinen & A. Pototski leg.

Distribution: Kenya, Namibia (North and Central), Yemen.

Remark: **New to Namibia.**

Scythris eburnella Bengtsson, 2014

Scythris eburnella Bengtsson, 2014. *Esperiana Mem.*, 7: 163, figs 187i, 187m-a, b, 187f

Namibia, 19.46888° S 017.74885° E, 1544 m, Ghaub private N-reserve, 2 ♂♂, 2 ♀♀, 26-XI-2019, R. Haverinen & A. Pototski leg.; Namibia, 23.32260° S 017.01457° E, 1460 m, Lake Oanob resort, 1 ♂, 30-XI-2019, R. Haverinen & A. Pototski leg.

Distribution: Namibia, South Africa (Northern Cape).

Scythris etoshensis Bengtsson, 2014

Scythris etoshensis Bengtsson, 2014. *Esperiana Mem.*, 7: 96, figs 88i, 88m-a, b, 88f

Namibia, 18.91591° S 017.36731° E, 1152 m, Oshivelo 40 km S, Rd. B1, private farmland, 1 ♀, 23-XI-2019, R. Haverinen & A. Pototski leg. Genitalia slide: 1/05-VII-2020 KN.

Distribution: Namibia.

Scythris geminella Bengtsson, 2014

Scythris geminella Bengtsson, 2014. *Esperiana Mem.*, 7: 170, figs 199i, 199m-a, b, 199f

Namibia, 21.53251° S 015.76281° E, 1351 m, Erongo Mts., Erongo Plateau Camp, 5 ♀♀, 22-XI-2019, R. Haverinen & A. Pototski leg.; Namibia, 19.46888° S 017.74885° E, 1544 m, Ghaub private N-reserve, 2 ♀♀, 26-XI-2019, R. Haverinen & A. Pototski leg.

Distribution: Namibia, South Africa.

Scythris mesoplecta Meyrick, 1921

Scythris mesoplecta Meyrick, 1921. *Ann. Transv. Mus.*, 8: 116

Namibia, 19.46888° S 017.74885° E, 1544 m, Ghaub private N-reserve, 1 ♀, 26-XI-2019, R. Haverinen & A. Pototski leg.; Genitalia slide: 2/21-IX-2020 KN.

Distribution: Namibia, South Africa.

Remark: **New to Namibia.**

Scythris meyi Bengtsson, 2014

Scythris meyi Bengtsson, 2014. *Esperiana Mem.*, 7: 99, figs 93i, 93m-a, b

Namibia, 18.91591° S 017.36731° E, 1152 m, Oshivelo 40 km S, Rd. B1, private farm land, 2 ♂♂, 4 ♀♀, 23-XI-2019, R. Haverinen & A. Pototski leg.; Namibia, 19.46888° S 017.74885° E, 1544 m, Ghaub private N-reserve, 2 ♂♂, 1 ♀, 26-XI-2019, R. Haverinen & A. Pototski leg.; Namibia, 20.50723° S 017.24747° E, 1516 m, Waterberg Plateau NWR, 1 ♂, 28-XI-2019, R. Haverinen & A. Pototski leg.; Namibia, 20.69897° S 016.84158° E, 1655 m, Wawer's Rock, 30 km S from Otjiwarongo 1 ♂, 2 ♀♀, 29-XI-2019, R. Haverinen & A. Pototski leg.; Namibia, 23.32260° S 017.01457° E, 1460 m, Lake Oanob resort, 2 ♂♂, 1 ♀, 30-XI-2019, R. Haverinen & A. Pototski leg.; Namibia, 24.61490° S 017.95583° E, 1106 m, Mariental near Fish river, 1 ♂, 2 ♀♀, 1-XI-2019, R. Haverinen & A. Pototski leg.; Namibia, 23.34687° S 017.07828° E, 1409 m, Rehoboth, 7 ♂♂, 14 ♀♀, 2-XII-2019, R. Haverinen & A. Pototski leg.

Distribution: Namibia, South Africa.

Scythris otaviensis Bengtsson, 2014

Scythris otaviensis Bengtsson, 2014. *Esperiana Mem.*, 7: 218, figs 279i, 279m-a, b

Namibia, 19.46888° S 017.74885° E, 1544 m, Ghaub private N-reserve, 1 ♂, 26-XI-2019, R. Haverinen & A. Pototski leg. Genitalia slide: 2/20-IX-2020 KN.

Distribution: Namibia.

Scythris pelinaula Meyrick, 1916

Scythris pelinaula Meyrick, 1916. *Exot. Microl.*, 2: 14

Namibia, 19.46888° S 017.74885° E, 1544 m, Ghaub private N-reserve, 1 ♀, 26-XI-2019, R. Haverinen & A. Pototski leg. Genitalia slide: 1/19-VI-2020 KN.

Distribution: Afrotropical Region: Botswana, Ethiopia, Gambia, Kenya, Malawi, Mali, Namibia, South Africa, Sudan, Tanzania, UAE, Yemen; Oriental Region: Oman, India, Iran.

Scythris sericiella Bengtsson, 2014

Scythris sericiella Bengtsson, 2014. *Esperiana Mem.*, 7: 159, figs. 181i, 181m-a, b

Namibia, 24.61490° S 017.95583° E, 1106 m, Mariental near Fish river, 1 ♂, 1-XII-2019, R. Haverinen & A. Pototski leg. Genitalia slide: 1/15-IX-2020 KN.

Distribution: Namibia (Central), South Africa.

Remark: **New to Namibia.**

Acknowledgements

We thank Timo Nupponen (Espoo, Finland) for sorting the trap material; Pasi Sihvonen (Kirkkonummi, Finland) and Kimmo Silvonen (Espoo, Finland) for their help in processing the photographs; Dr. Bengt Bengtsson (Färjestaden, Sweden) for valuable comments on the present material; Dr. Antonio Vives (Madrid, Spain) for the translation of the summary into Spanish; Faunatica Oy, Ripako Oy and Lasnamäe Gymnasium (Tallinn, Estonia) for various kinds of support and assistance.

BIBLIOGRAPHY

- BENGTSSON, B. Å., 1997.– Scythrididae.– In P. HUEMER, O. KARSHOLT & L. LYNEBORG (eds.). *Microlepidoptera of Europe*, 2: 1-301.
- BENGTSSON, B. Å., 2014.– The Afrotropical Scythrididae.– *Esperiana, Memoir*, 7: 5-361.
- NUPPONEN, K., 2014.– Notes on Scythrididae observed during 2012 from southern and western Kazakhstan, with descriptions of six new species.– *SHILAP Revista de lepidopterología*, 42(166): 237-255.
- NUPPONEN, K., 2018.– Notes on Scythrididae of western South Africa and Namibia, with descriptions of eight new species (Lepidoptera: Scythrididae).– *Metamorphosis*, 29: 56-78.
- NUPPONEN, K. & SALDAITIS, A., 2013.– Recent records of scythridids from the islands of Socotra and Maldives in the Indian Ocean, with descriptions of two new species (Lepidoptera: Gelechioidea, Scythrididae).– *Zootaxa*, 3626(2): 288-294.

*K. N.
Merenneidontie, 19 D
FI-02320 Espoo
FINLANDIA / FINLAND
E-mail: Kari.Nupponen@kolumbus.fi
<https://orcid.org/0000-0001-8220-6966>

R. H.
Kolmikoivuntie, 1 C
FI-01680 Vantaa
FINLANDIA / FINLAND
E-mail: R.Haverinen@luukku.com
<https://orcid.org/0000-0003-0159-8158>


A. P.
Uuslinna, 5-1
EE-11413 Tallinn
ESTONIA / ESTONIA
E-mail: Aleksander.Pototski@gmail.com
<https://orcid.org/0000-0002-1843-3627>

*Autor para la correspondencia / *Corresponding author*

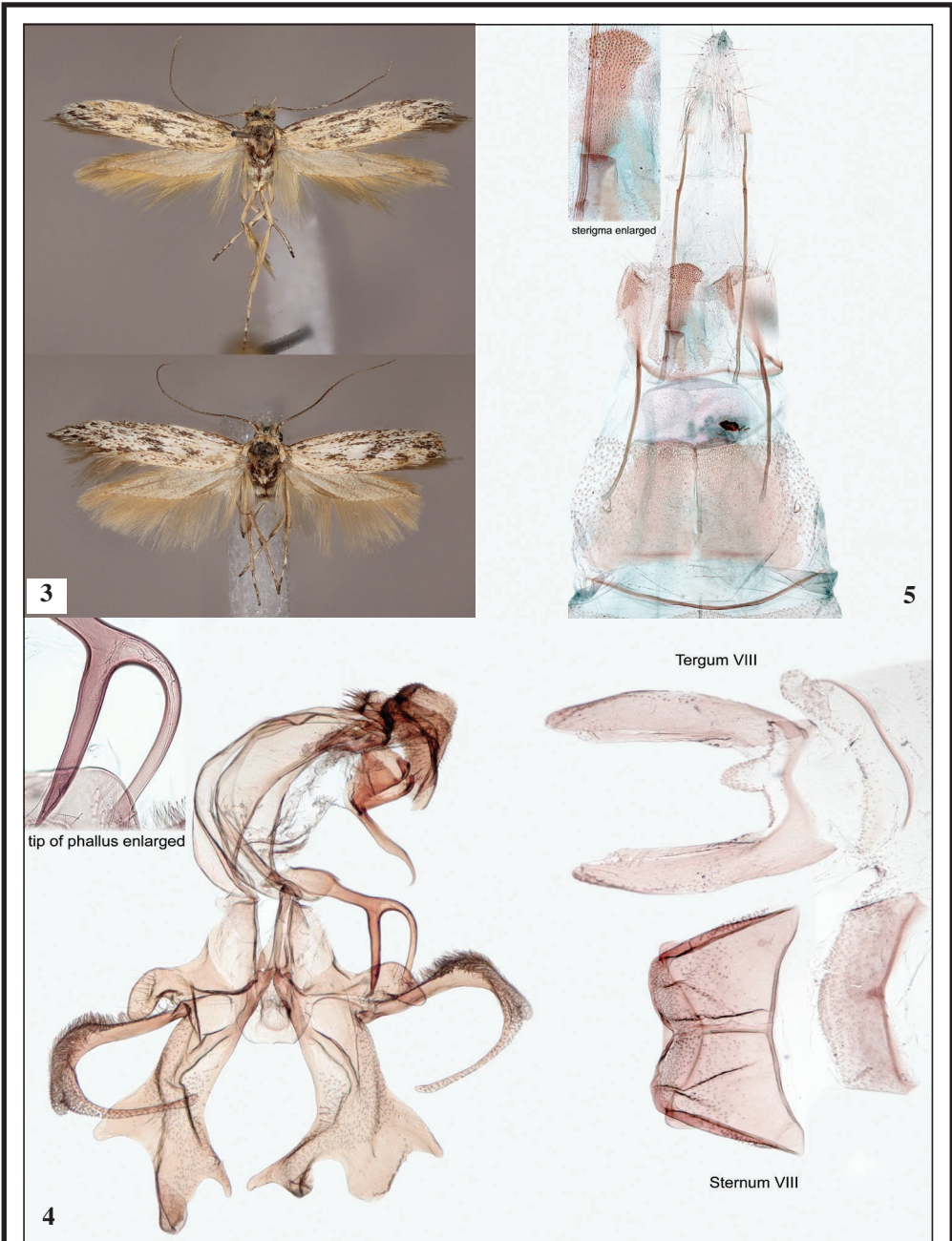
(Recibido para publicación / *Received for publication* 24-IX-2020)

(Revisado y aceptado / *Revised and accepted* 23-X-2020)


(Publicado / *Published* 30-VI-2021)




Figs. 1-2.– 1. Habitat of *Scythris eburnipalpella* Nupponen, sp. n., *S. eneeae* Nupponen, sp. n., *S. fimbriatella* Nupponen, sp. n. and nine other Scythrididae reported in the present article: bushy savanna in North Namibia. (Photo: R. Haverinen, 26-XI-2019). 2. Habitat of *Haploscythris fannyae* Nupponen, sp. n. and eight other Scythrididae reported in the present article: bushy savanna in Central Namibia. (Photo: R. Haverinen, 1-XII-2019).

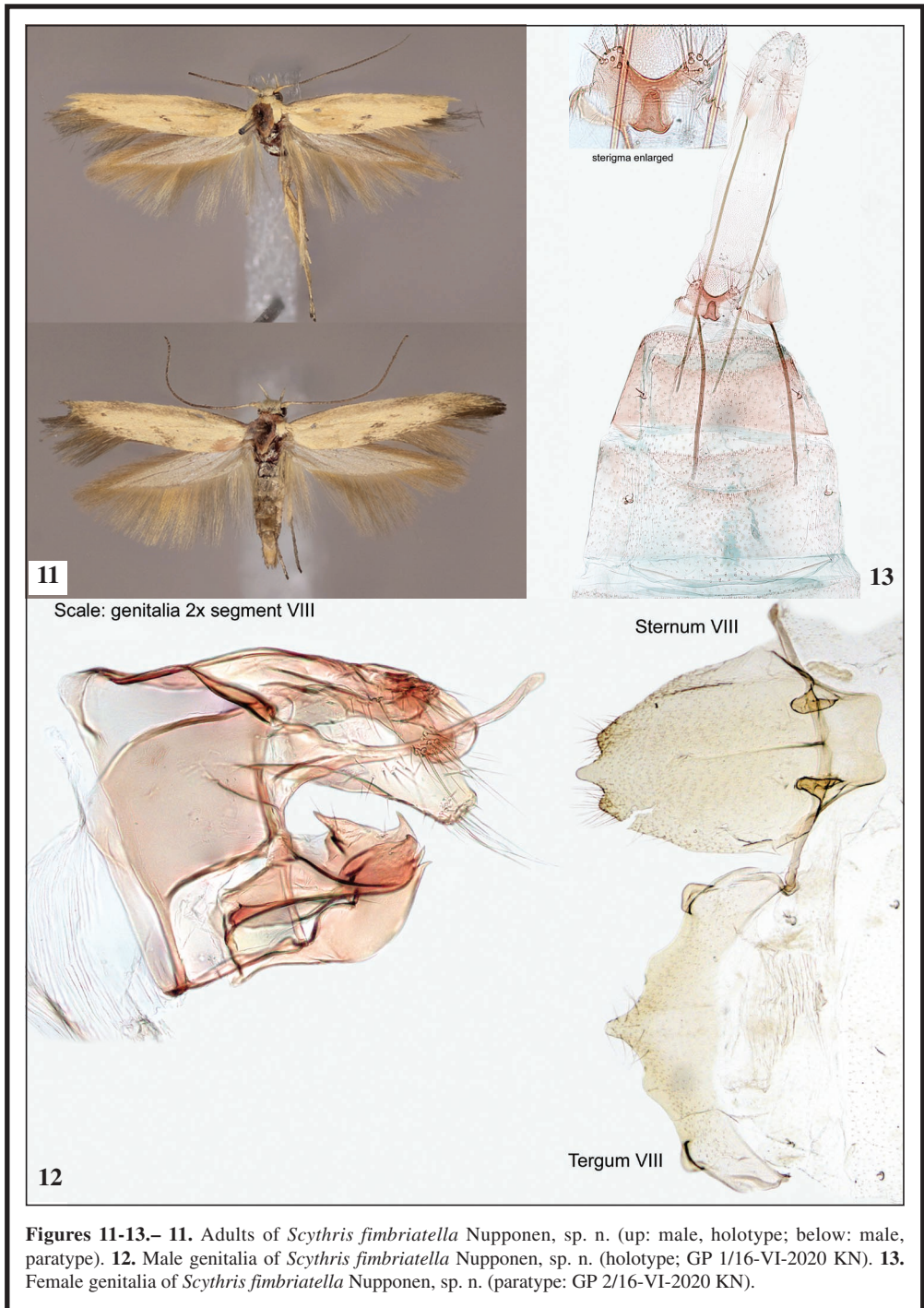


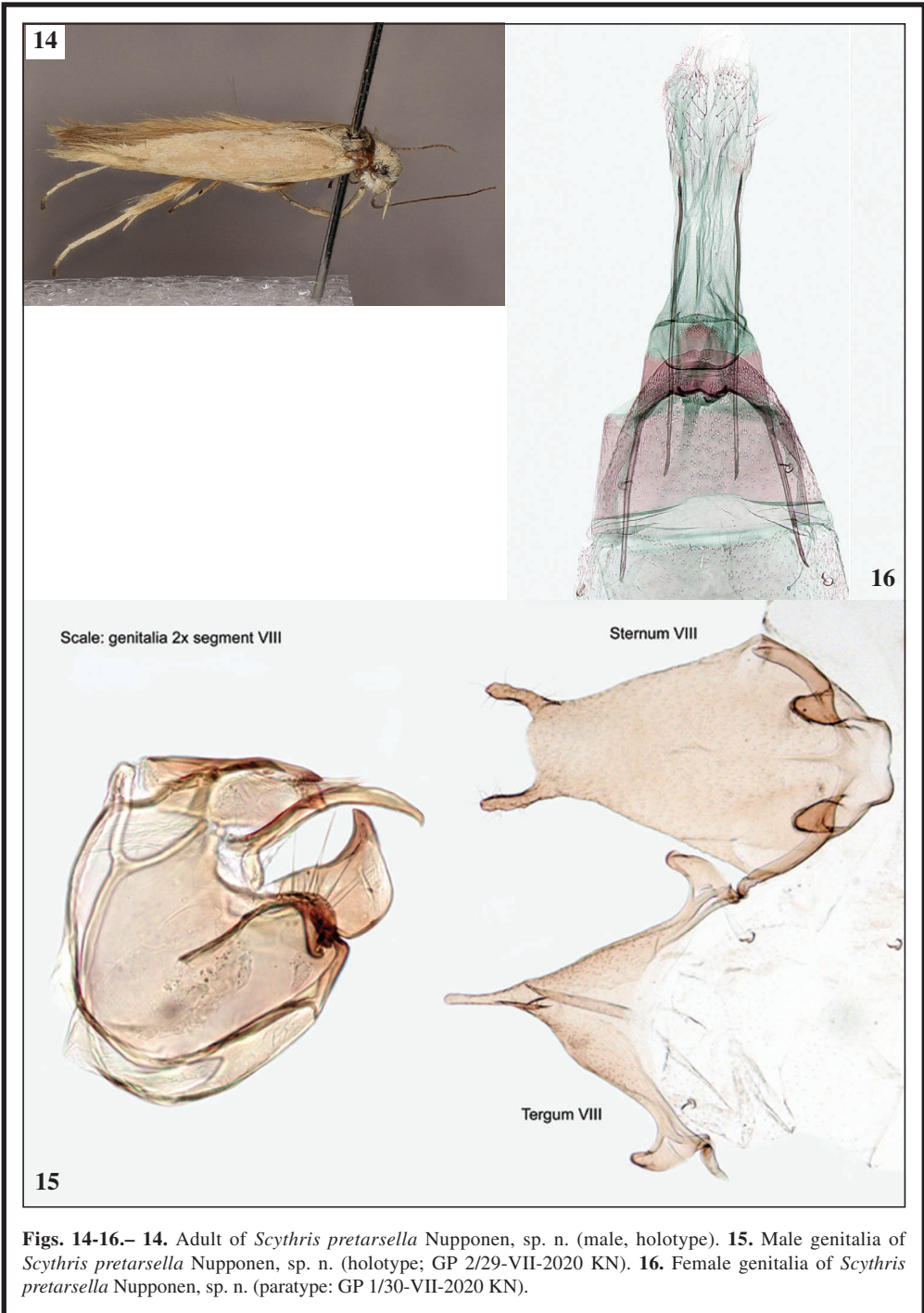
Figs. 3-5.— 3. Adults of *Haploscythris fannyae* Nupponen, sp. n. (up: male, holotype; below: female, paratype). 4. Male genitalia of *Haploscythris fannyae* Nupponen, sp. n. (holotype; GP 2/25-VII-2020 KN). 5. Female genitalia of *Haploscythris fannyae* Nupponen, sp. n. (paratype: GP 4/30-VII-2020 KN).





Figs. 8-10.— **8.** Adults of *Scythris eneae* Nupponen, sp. n. (up: male, holotype; below: female, paratype). **9.** Male genitalia of *Scythris eneae* Nupponen, sp. n. (holotype; GP 1/18-VI-2020 KN). **10.** Female genitalia of *Scythris eneae* Nupponen, sp. n. (paratype: GP 2/2-VII-2020 KN).





Figs. 14-16.— 14. Adult of *Scythris pretarsella* Nupponen, sp. n. (male, holotype). 15. Male genitalia of *Scythris pretarsella* Nupponen, sp. n. (holotype; GP 2/29-VII-2020 KN). 16. Female genitalia of *Scythris pretarsella* Nupponen, sp. n. (paratype; GP 1/30-VII-2020 KN).